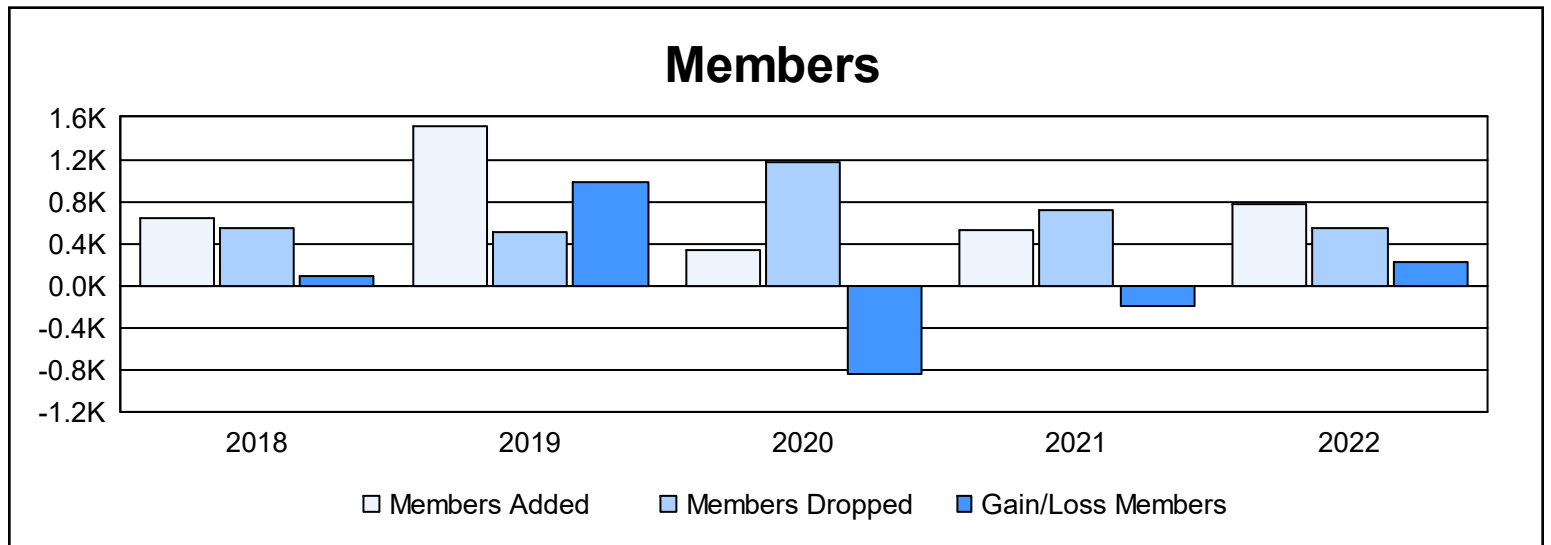
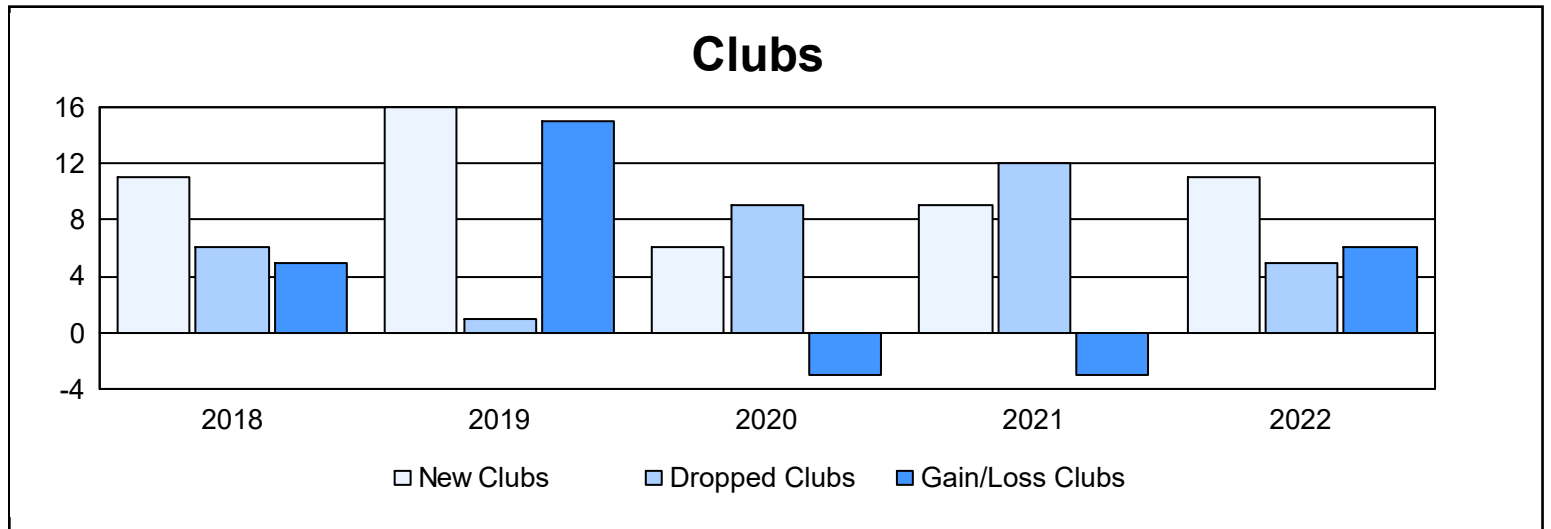
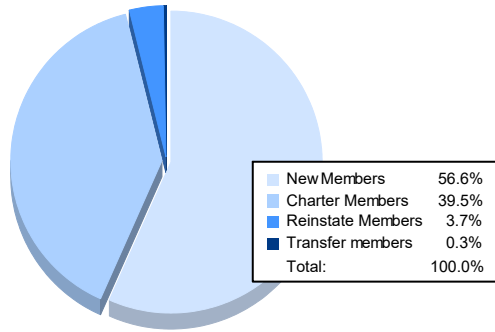


Year	New Clubs	Dropped Clubs	Gain/Loss Clubs	New Members	Charter Members	Reinstate Members	Transfer Members	Total Member Added	Total Members Dropped	Gain/Loss Members
2017-2018	11	6	5	391	236	18	0	645	549	96
2018-2019	16	1	15	894	483	63	65	1,505	514	991
2019-2020	6	9	-3	161	138	15	16	330	1,178	-848
2020-2021	9	12	-3	315	202	13	1	531	719	-188
2021-2022	11	5	6	434	303	28	2	767	538	229
<b>Average</b>	<b>11</b>	<b>7</b>	<b>4</b>	<b>439</b>	<b>272</b>	<b>27</b>	<b>17</b>	<b>756</b>	<b>700</b>	<b>56</b>



### Membership Composition June 2022 Cumulative



### Gender Composition June 2022 Cumulative

